

CUSTOM SHELTER SOLUTIONS

11' WIDE ROUND SHELTER SERIES

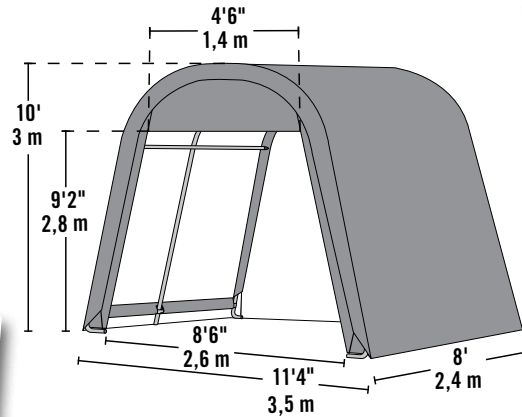
PEAK

ROUND



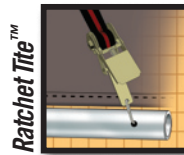


BARN

SQUARE
TUBE

TRUSS



SHELTER FEATURES



All-steel DuPont™ thermoset baked on powder-coated finish resists rust and corrosion.

Our patent-pending **ShelterLock™ Stabilizer Block** at every rib connection adds *rock-solid strength and stability to frame*.

Bolt-together hardware at every connection point ensures maximum strength and durability.

Our **Ratchet Tite™ Tension System** and **Easy-Glide Sliding Cross Rails** keep the cover smooth and taught.

Advanced engineered, commercial grade **polyethylene woven fabric** is UV treated inside and out to stand up to the elements. Ultra heavy-duty PVC cover also available.

Universal steel foot plates for easy and solid connection to ground anchors, cement or pony walls.

FRAME SIZE OPTIONS AND SPECS

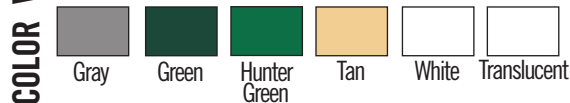
Standard Sizes 11' W x 8' L x 10' H

Custom lengths available in 4' increments to any length.

- 1-5/8" All steel frame
- 15" Auger anchors
- (2) Double zippered door panels
- Additional anchors sold separately

COVER OPTIONS †

- **PE standard:** 9 oz. Gray, Green, Tan, White, Translucent
- * **PE heavy-duty:** 14.5 oz. Gray, Green, Tan, White
- * **Ultra PVC (Polyvinyl Chloride):** 21.5 oz. Hunter Green only



† All fabric weight calculations are in oz. per m².

• Polyethylene

* Fire rated FR fabric CPAI 84 Section 6 compliant.

WARRANTY INFO

| | Cover | Back panel/door | Frame |
|------------|----------|-----------------|---------|
| Standard | 1 year | 1 year | 1 year |
| Heavy Duty | 10 years | 3 years | 3 years |
| PVC | 10 years | 3 years | 3 years |

Shelters of New England • 251 West Hollis St. • Nashua, NH 03060
603-886-2701 • www.sheltersofne.com

